

COOPERATIVE CONNECTIONS



Hooked on Fishing

**South Dakota Fish
Hatcheries**

Pages 8-9

**Methods of
Moving Structures**

Pages 12-13

*Photo Credit:
Markus Erk*

The Value of Membership in Your Cooperative



Dave Page
General Manager

Whetstone Valley Electric Cooperative, Inc. is more than just a utility provider that you pay each month for electricity, and you are more than just a customer. You're a member and along with the other members, you're also part owner of the cooperative.

As a cooperative, we have more to offer than just an electric company – and we want you, our members, to know about these benefits.

There are more than 900 electric cooperatives in the U.S. that serve 42 million members. Whetstone Valley Electric, your local electric cooperative, serves nearly 2,700 members at 3,400 locations with lines stretching 1,450 miles.

So, what makes being a member of an electric cooperative unique?

We're all in this together. As a member of Whetstone Valley Electric Cooperative you have a voice when it comes to the way we do business. Each spring, you have the option to vote for your board of directors. These directors play a key role in making important decisions for our co-op, which is why members' voices must be heard. The Board of Directors has the fiduciary responsibility of reviewing financial statements and audit reports. The Directors also set long term strategic goals to provide continued service to the members for many years to come.

We're local. It's likely that you know an employee or Director of

Whetstone Valley Electric. Our employees and Directors – your friends and neighbors – share the same concerns for our community that you do. Each year, Whetstone Valley Electric and its employees participate in 4-H clubs, school and public safety demonstrations, Youth Tours, scholarships, and many other community-based activities. To learn more about our mission to strengthen our communities in which we serve, visit our web site at <http://www.whetstone.coop> or our Facebook page, 'Whetstone Valley Electric Cooperative, Inc.'

You Get the Cash Back. As a Not-For-Profit Cooperative, Whetstone Valley Electric doesn't offer profits to investors – we return any money over and above operating costs back to you, our members, based on your electricity consumption. Annually, electric co-ops nationwide return millions of dollars to members through this capital credit process. In 2022, Whetstone Valley members received \$446,701 back in the form of capital credits. Since 1962, Whetstone Valley Electric Cooperative has returned \$7,738,000 to its members.

We're here for you. At Whetstone Valley Electric, our mission is to provide you with safe, reliable, and affordable electricity. We care about our members' quality of life, which is why our employees are continuously finding innovative ways to improve our service. These are just a few facts about electric cooperatives that make us unique.

For more information about Whetstone Valley Electric Cooperative, Inc., and the services we offer, visit <http://www.whetstone.coop>.

COOPERATIVE CONNECTIONS

WHETSTONE VALLEY ELECTRIC

USPS 018-979)

Managing Editor: Stephanie Trevett

BOARD OF DIRECTORS

President:

Bill Tostenson – 432-7876

Vice President:

Dale Jensen – 938-4252

Secretary:

Darren Strasser – 938-4601

Treasurer:

Krista Atyeo-Gortmaker – 676-2323

Joel Adler – 467-1002

David Behrns – 932-3722

Tom Berens – 432-5034

Paul Nelson – 949-1818

Scott Niedert – 432-9397

General Manager:

Dave Page – davep@whetstone.coop

This institution is an equal opportunity provider and employer.

WHETSTONE VALLEY COOPERATIVE CONNECTIONS is published monthly by Whetstone Valley Electric Cooperative, Inc., PO Box 512, Milbank, SD 57252, for its members. Families subscribe to Whetstone Valley Cooperative Connections as part of their electric cooperative membership. Whetstone Valley Cooperative Connections' purpose is to provide reliable, helpful information to electric cooperative members on matters pertaining to rural electrification and better rural living.

Subscription information: Electric cooperative members devote 50 cents from their monthly electric payments for a subscription. Nonmember subscriptions are available for \$12 annually. Periodicals Postage Paid at Milbank Post Office, Milbank, S.D. 57252, and at additional mailing offices.

POSTMASTER: Send address changes to: Whetstone Valley Cooperative Connections, PO Box 512, Milbank, SD 57252; telephone (605) 432-5331; toll-free 1-800-568-6631; fax (605) 432-5951; e-mail energyexperts@whetstone.coop

Office hours: Monday-Friday 8 a.m.-4:30 p.m.

Visit us at
www.whetstone.coop

Design assistance by SDREA.



Touchstone Energy®
Cooperatives

The power of human connections®

Co-ops in the Classroom

Whetstone Valley Electric teamed up with Jennifer Gross, Communications Coordinator from East River Electric Power Cooperative, to provide a free program to the 5th grade classes at several local schools. The objective of the Co-ops in the Classroom program is to teach children about electrical safety, generation, energy efficiency, and conservation.

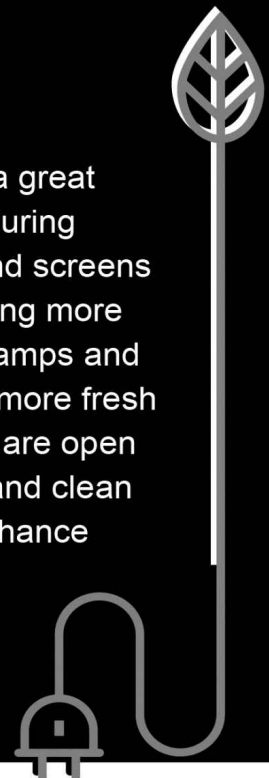
The students learned about how electricity travels, how certain materials are conductors, and how energy is converted from one form to another. They also saw how their choices affect how much electricity they consume. As you can see by the pictures, we also had fun with our demonstrations.



Energy Efficiency Tip of the Month

Washing windows and screens is a great way to practice energy efficiency during spring cleaning. Clean windows and screens make your home brighter by allowing more sunlight in, reducing the need for lamps and fixtures. Clean screens also allow more fresh air in the home when the windows are open to recycle indoor air. Natural light and clean air are energy savers, and they enhance overall health and productivity.

Source: energy.gov



Practicing Electrical Safety Inside and Outside the Home

Electricity is a vital resource South Dakotans depend on daily, but when used unsafely, the consequences can be costly and sometimes even deadly.

Many tragedies involve common items such as power outlets, appliances, power cords, power equipment and extension cords. Sadly, most of these deaths and injuries are preventable.


To help reduce electric safety casualties and injuries, South Dakota's electric cooperatives are dedicated to raising awareness of electric safety information to educate people of all ages on the dangers of electricity.

Inside the Home:

- Inspect electrical cords often for broken connectors or fraying. Throw away any worn cords to eliminate the possibility of shock, short circuit or fire.
- Don't overload power outlets.
- The wattage of the bulbs you use in your home should match the wattage indicated on the light fixture. Overheated fixtures can lead to a fire.
- When trying to unplug something from an outlet, pull on the plug, not the cord.
- Keep in mind that turned off appliances are still connected to electricity until they are unplugged. Always unplug appliances before cleaning or repairing.
- Use extension cords only for short-term purposes, and make sure the cord is adequately suited for the amount of electricity it will be transferring.
- Turn off and unplug all portable electrical appliances, like hairdryers, irons and shavers, when you're finished using them.
- Be familiar with the location of your breaker box and make sure the switches are clearly labeled so you can shut off electricity quickly in the event of an emergency.
- Teach children never to put their fingers in electrical outlets and appliances.
- Keep appliances and cords away from children and use plug covers in outlets.

Outside the Home:

- If there is a downed power line nearby, leave the area immediately and notify your cooperative or call 911. If others are around, let them know that they need to stay away.
- Teach children to stay away from power lines and substations and make sure they can recognize "Danger-High Voltage" signs.
- Never use electrical equipment near any wet areas, such as pools or ponds.
- Remember, electricity looks for the shortest, most direct path to ground. A ladder, pole or even a wet kite string touching a power line will give electricity a new, shorter path and if you are holding one of these items, you could become a part of that path.
- "Call Before You Dig." Dial 811 before starting a digging project, and workers will be sent to your home to mark utility lines in your yard. This service is free, and it has the potential to save your life.



Power Line Safety

Annette Tschetter, age 9

Annette Tschetter, age 9, offers a great safety tip for power lines. Planting trees near power lines can be dangerous and problematic. Annette is the daughter of Ryan and Elaine Tschetter, members of Whetstone Valley Electric based in Milbank, S.D.

Kids, send your drawing with an electrical safety tip to your local electric cooperative (address found on Page 3). If your poster is published, you'll receive a prize. All entries must include your name, age, mailing address and the names of your parents. Colored drawings are encouraged.



SMOOTHIE SENSATION

WAKE UP COFFEE SMOOTHIE**Ingredients:**

1 cup milk
 1/8-1/4 cup instant coffee granules
 1 envelope chocolate or vanilla instant breakfast drink mix
 3 cups ice cubes

METHOD

In a blender, combine all the ingredients except the ice. Blend until well mixed. Add the ice and blend until well mixed and slushy.

Catherine Peterson
Viborg, S.D.

STRAWBERRY SMOOTHIE**Ingredients:**

2 cups fresh strawberries, stemmed and halved
 1 cup plain yogurt
 1/2 cup ice cubes or chips
 1/2 tsp. ground cardamom
 1/4 tsp. ginger

METHOD

In a blender, combine all of the ingredients. Blend on high speed until it has a smoothie texture. Makes two 12 ounce glasses.

Dar Duncan
Milbank, S.D.

MINT CHOCOLATE BREAKFAST SMOOTHIE**Ingredients:**

1 cup ice
 1/2 medium avocado, peeled, pitted and chopped
 1/2 cup frozen sliced banana
 1/2 cup packed baby spinach leaves
 1/2 cup reduced fat milk
 1 tablespoon agave nectar
 1/2 teaspoon Pure Vanilla Extract
 1/4 teaspoon Pure Peppermint Extract
 2 tablespoons finely chopped chocolate

METHOD

Place all ingredients except chocolate in blender container; cover. Blend on high speed until smooth. Stir in chocolate. Serve immediately.

mccormick.com

Please send your favorite recipes to your local electric cooperative (address found on Page 3). Each recipe printed will be entered into a drawing for a prize in December 2023. All entries must include your name, mailing address, phone number and cooperative name.

Easy Behavior Changes to Save Energy



Miranda Boutelle
Efficiency Services
Group

Q: I want to lower my energy use, but I don't know where to start. How can I find out how much energy I use? What are some ways I can save energy without spending a lot of money?

A: You can change your energy use by changing your behavior.

When looking at electric bills, many people focus on the total dollar amount of the bill. When trying to manage your energy costs, I suggest changing your focus to energy use.

While you don't have control over the cost of the energy, you can control how much energy you use.

Set Goals.

Instead of thinking about your bills in terms of dollars, think about them in terms of kilowatt-hours. A kilowatt-hour is the unit of energy used for most electric bills. Review your monthly kWh use to get an idea of how much you use every month.

Once you've reviewed your energy use, set goals for the next month. Try to use less energy than the month before, and check your results on your next bill.

Know When to Use Less Energy.

Some electric utilities offer time-of-use rates, which means electricity costs are dependent on the time of day. This pricing structure more closely reflects the cost to electric utilities and helps consumers understand that energy costs more when the demand for it is higher.

Even if your electric bill does not include time-of-use rates, it can be beneficial to delay energy-intensive chores or tasks to when demand is lower. Peak hours are typically in the morning as we prepare for work and in the evening when we get home and start preparing food and turning on entertainment devices. Doing laundry and running the dishwasher are easy activities to delay until after peak hours.

Power "Off" for Energy Savings.

When looking for energy savings, remember that

"off" is the most efficient setting. Turning off lights is a classic strategy, especially if your lighting is incandescent. Consider switching to energy-saving LED lightbulbs.

Computers and gaming systems can waste energy even when in sleep mode. The higher the wattage and the more hours the device is on, the more energy used. Laptops use the least energy, followed by personal computers at about 200 watts. Gaming consoles typically use less energy than gaming PCs. Don't forget to turn off the monitor as well.

You can lower your energy use even more with smart power strips, which cut power to devices that are not in use. Many electronics continue to draw power even when they are turned off. This could add 5% to 10 % to your monthly bill, according to the Department of Energy. Installing smart power strips is an easy way to ensure devices are completely turned off and not drawing power.

Adjust the Temp.

When it comes to lowering your energy use, the settings on your thermostat are another great place to check. Keep in mind, the weather affects your electric bill for heating and air conditioning.

The closer you can keep the indoor temperature to the outdoor temperature, the more you will save. You want to protect your home from damage in extreme heat and cold, but if you can turn the temperature down a few degrees in winter and up in summer, you will save on energy costs.

Ensuring your filters in your heating and cooling system are clean is an easy way to keep your system maintained and operating efficiently. Adding annual servicing by a professional maximizes the efficiency and can lengthen the life of your system.

Understanding your energy use and making small adjustments to your routine will help you reach your energy use goals.





Macie Luce, 2022 Snow Queen, crowns Addison Kuecker as the 2023 South Dakota Snow Queen in January. *Photo credit: South Dakota Snow Queen Festival*

South Dakota Snow Queens Keep Rich History Thriving

Jocelyn Johnson

jocelyn.johnson@sdrea.coop

It's not your typical pageant. Getting to the top depends on the pageant participant's goals, ambitions, knowledge and talents. Involvement in community and school functions as well as their success in the interview process is how the winning young women are crowned.

The first South Dakota Snow Queen Festival was organized by Aberdeen's Jaycees and Jaycettes after World War II in 1946. From there, it has grown across eastern South Dakota with the hope of even more involvement across state. Today, approximately 30 communities send contestants, and the program has continued to thrive due to the scholarships and former snow queens who advocate for the program.

Scholarships are given to the winners of the festival – Snow Queens receive \$3,500, Junior Snow Queens receive \$2,000, and Snow Princesses are offered \$200 for any school and any program.

Don Bremer, former president of the South Dakota Snow Queen Committee,

said, "Once the festival is over, the winning Snow Queen and Junior Snow Queen begin their year representing South Dakota at various other festivals – including St. Paul Winter Carnival, Minneapolis Aquatennial, Montevideo Fiesta Days, Willmar Fest, Gypsy Days, Bands Brews & BBQs, the Brown County Fair, and more. They represent their communities and the state of South Dakota and build lasting friendships and skills for their future."

The community gathers behind these young women to make the program special and meaningful. It's a tradition full of history and fun for all.

"We even have an important mascot named Frosty," Bremer said. "Frosty is typically a local businessperson who supports the festival...he or she has six guards, and their identity is revealed only at coronation. Notable past Frosty mascots were Joe Foss and Tom Daschle"

Gabriella Premus, weekend morning anchor and live reporter for television news in Green Bay, Wis., was crowned Junior Snow Queen in 2013. She recounted moving to Webster, S.D., from California and



Gov. Kristi Noem was crowned the South Dakota Snow Queen in 1990.

jumping into the program as a way to get acquainted with the community.

"I would definitely recommend this program – it shaped me as a young woman and gave me confidence," Premus said. "I was able to succeed in the profession I am in today as a television news anchor because of the experience I gained as Junior Snow Queen."

"My highlight was being able to represent my state when we traveled and establish comradery with others involved in the program," Premus continued. "I hope the legacy continues."

HOOKED ON FISHING

A Game, Fish and Parks employee consolidates fish in a raceway at McNenny State Fish Hatchery for loading and stocking.

South Dakota Fish Hatcheries Meet Growing Demand

Frank Turner

frank.turner@sdrea.coop

Fishing guide Dave Spaid, of Pierre, has a passion for helping anglers pull fish out of South Dakotan waters. When a customer catches a memorable monster along the banks of the Missouri River, Spaid knows he has had a successful day.


“I basically enjoy watching other people catch fish,” said Spaid, who has been a guide for fishermen from across the Midwest for more than 37 years.

Over the course of his long-standing career, Spaid says he observed more anglers on the water and improved fishing technologies and capabilities, yet fewer sizable fish. “There’s a growing amount of people out there that are fishing every day and having success,” said Spaid. “It puts a detrimental dent in our fishery and sometimes the fish just don’t have a

chance to grow to those bigger sizes.”

According to data from Game, Fish and Parks (GFP), fishing continues to be an important part of South Dakota’s outdoor heritage, confirming Spaid’s suspicions. And while fishing guides, like Spaid, have earned a living by taking fish out of the water, managers of fish hatcheries have taken on the responsibility of putting new fish back in.

Fish Hatcheries administrator Mike Barnes said GFP is being proactive in the development of its three hatchery locations to meet the needs of South Dakota’s anglers. Recent improvements to South Dakota’s three hatcheries located in



Regular feedings help bolster fish before their introduction to South Dakota lakes and rivers.

Spearfish, Rapid City and Waubay have significantly improved the state's abilities to produce and rear mass quantities of fish – everything from walleye to rainbow trout to largemouth bass – for stocking across the state.

The fish produced at these state hatcheries can even bolster South Dakota's larger fisheries, and without them, there would be significantly fewer fish to catch. In 2022, GFP and other entities stocked a total of 66 million fish, including 19 different species, in 138 lakes and streams in South Dakota. Over 60% of the walleye fisheries in South Dakota depend on stocking, and walleye stocking is increasing in Lake Oahe, South Dakota's largest reservoir. Other fisheries, like those for Chinook salmon, rainbow trout, and paddlefish, only exist because of hatcheries.

So how does the state manage to raise millions of fish? When raising walleye, hatcheries collect and fertilize fish eggs collected during the spawning season in the spring. The eggs incubate in upwelling jars, which circulate fresh water and gently roll the eggs. When the eggs hatch,

the small fry are either stocked directly into lakes or kept for further growth in ponds or newly installed re-circulating aquaculture system (RAS) tanks.

Due to the recent addition of RAS technology in 2019, Barnes said it is now possible to grow more fish and different species of fish to sizes never before possible. "Anglers are going to feel a huge impact from what we have done with these new systems, even as soon as this summer," said Barnes. "We are increasing small walleye production, and will be stocking bass at 10 inches or bigger, bluegills at eight inches, and muskies at 16 inches or longer – we've never had the opportunity to grow and stock these species of fish at these sizes before. This is all happening at the same time as increased numbers of walleyes returning from traditional rearing ponds and trout production at record levels. I'm extremely proud of the people I am privileged to supervise."

Rearing fish in RAS is complex, and Barnes compares the process to a factory. The scale of production is massive and energy intensive. Barnes is also the

manager of McNenny Hatchery in rural Lawrence County. As a co-op member of Butte Electric, Barnes said the McNenny hatchery in Spearfish has had consistent support from its local co-op to keep the operation rolling.

"There is no way we could do what we do without reliable electricity," said Barnes. "It's just a tremendous blessing for us to have Butte Electric as our provider. They are just so good to work with and so responsive and helpful."

The state is keen on keeping the momentum rolling. In fact, GFP has plans for a new hatchery facility on SDSU's campus. Increasing production, increasing rearing efficiencies, saving money, developing student interns, and enhancing fisheries education, are all reasons for the new facility. Barnes estimates that the project could be completed within the next three years.

"Keep an eye out for new projects because they are happening and underway," he said. "And at the end of the day, it's all about maximizing the satisfaction of our customers, South Dakota's anglers."



Game, Fish and Parks uses trucks equipped with livewells to stock fish directly into South Dakota fisheries across the state.

Lineworker Appreciation Day April 18th

Electric lineworkers provide an essential service: They install and maintain overhead and underground power lines that keep electricity flowing. These specialized workers are on call 24/7 in case severe storms or other circumstances cause the power to go out.

Lineworkers work with high-voltage electricity, often at great heights, in all kinds of weather conditions. Maintaining the power grid is physically demanding. To become proficient, most lineworkers go through a technical training program and first learn on the job as apprentices under the careful eye of seasoned lineworkers who have earned journeyman status.

Electric power line installers and repairers held approximately 126,600 jobs in 2021, according to the U.S. Bureau of Labor Statistics (BLS). Nearly half of these employees worked for electric power generation, transmission and distribution utilities.

Safety comes first

Lineworkers spend numerous hours in safety training each year and must understand and apply crucial safety regulations.

Protective clothing is required to shield lineworkers since they work around high voltages. Collectively, gear components can weigh up to 45 pounds.

According to the U.S. BLS, electric power line installers and repairers typically:

- Install, maintain or repair the power lines that move electricity.
- Identify defective devices, voltage regulators, transformers and switches.
- Inspect and test power lines and

auxiliary equipment.

- String (install) power lines between poles, towers and buildings.
- Climb poles and transmission towers and use truck-mounted buckets to access equipment.
- Operate power equipment when installing and repairing poles, towers and lines.
- Know and implement safety standards and procedures.

When a problem is reported, lineworkers must identify the cause and fix it. This usually involves diagnostic testing using specialized equipment and repair work. To work on poles, they usually use bucket trucks to raise themselves to the top of the structure, although all lineworkers must be adept at climbing poles and towers when necessary. Workers use specialized safety equipment to keep them from falling when climbing utility poles and towers.

Storms and other natural disasters can cause extensive damage to power lines. When power is lost, line repairers must work safely and efficiently to restore service. We salute our lineworkers who work around the clock to keep the power on. Their safety, as well as yours, is our top priority.



LINEWORKER APPRECIATION DAY

We thank lineworkers for their courage and commitment to powering our community.




REMEMBER TO LOOK UP

When Operating Large Equipment

Millions of workers operate large equipment every day. Examples include cranes, dump trucks, farm equipment, bucket trucks, hydraulic lifts and cement trucks. If the equipment you are operating raises or extends, make sure you follow OSHA's rules for the minimum approach distance to power lines.

If you are planning to work within 20 feet of a power line, most situations require you to contact the electric utility (in advance) to deenergize the line. On the farm, examples include loading, unloading or moving/relocating a grain bin within 20 feet of an overhead line.



Always use a spotter when equipment could come near overhead power lines. A spotter's view from the ground provides a much better vantage point than what you can see from the cab. Additional safety steps may be required to prevent encroaching on a power line.

If your equipment brushes or contacts a power line or utility pole, knowing what to do saves lives. Unless there is a fire, stay in the cab and alert others to stay far away. Call for help and stay in the cab until utility crews arrive to deenergize the power.

Do not operate a hydraulic/scissor lift near an overhead power line.

Learn more at SafeElectricity.org



A home is moved in Fargo, N.D., due to flooding.

Reasons to Move and Methods to Get it Done

Jocelyn Johnson

jocelyn.johnson@sdrea.coop

You found your dreamhouse. It's affordable and everything you ever wanted. The catch? You must move it across town.

It's not an easy thing to do, but moving a complete structure from the past to its future home can be done and is done for the right reasons.

Milbank House Movers, Inc., located in Milbank, S.D., has been in business since 1965 and serves all of South Dakota, North Dakota, and the Mid-Western parts of Minnesota.

Josh Wendland from Milbank House Movers said, "The demand for moving structures remains high across all of our service area...we have multiple crews, that, at times, move multiple houses every week."

A house, sentimental barn or historical

church are all structures that people have moved in South Dakota. Sentiment, safety, time, cost, convenience, and restructuring could all be reasons why this occurs.

Throughout the United States,

intimidating structures are moved regularly – lighthouses, hotels, movie theatres, airport terminals, barges, ships, bridges, grain elevators, houses, libraries, transformers, draglines, and viaducts are a few examples.

"Relocating structures is the world's oldest and largest recycling industry," Wendland stated. "Why people move structures varies greatly, but a few of the most common reasons occur in a



Two buildings are moved from Augustana University campus due to expansion of the college athletics complexes.

vast state like South Dakota. People that would like a home built may have difficulty finding builders that will work in their parts of the state, or the local builders are simply booked out and cannot help in the timeframe that works for them.”

In these circumstances, ready-built companies offer pre-built homes that could be moved to the customer’s site and set it on their basement as if it were built there all along.

A homeowner wanting to upgrade homes in their current location while also wanting to make a profit over the home they currently live in, is another example to move a home. Out with the old and in with the new! This philosophy can be true with barns, buildings, garages, and other types of structures that are in the way of new opportunities, but still hold value.

Flooding is an additional reason why some in the Midwest may want to move their homes to higher ground. Wendland observed that structural movers have seen an increase in the number of requests to elevate houses permanently, so owners

would not have to pay for expensive flood insurance. This move would elevate the long-term value on their home.

“We also work with numerous historical societies to help preserve historic structures, trains, churches, hotels, and schoolhouses by moving them to historical society grounds where they can be saved for future generations to learn from and enjoy,” Wendland stated. “We like to say, Moving the Past to the Present for the Future!”

Things to Consider When Moving a House

Despite professionals making it look somewhat easy, getting from Point A to Point B may not be that simple. It requires constructive planning and forethought. The following are just a few considerations to take before any structure is moved.

1. Size – the bigger the house, the more expensive it is to move.
2. Obstacles – trees, overhead utility lines, bridge weight limitations, traffic signals, and railroad crossings should be considered

with every route taken.

3. Price of moving the house
4. Distance of the move
5. Cost of the new lot
6. Cost to purchase the house or building
7. Fees associated with moving overhead utilities, tree trimming, and any permits or inspections required to move and place the house
8. Fees associated with disconnecting all of the current utilities, HVAC, and electrical and plumbing systems
9. Remodeling costs
10. Financing costs

Moving a structure can be an exciting process if done correctly. It’s saving a piece of history from destruction or putting in something new without the headache of waiting. Whatever the reason behind the move, the ability to do it is astounding. Homes can be saved, history can be preserved, and future options are made more available.



A home is moved due to flooding near Waubay, S.D.

DART LEAGUE



Members of the Sioux Falls Pink Ladies Dart League present a \$500 check to area residents fighting cancer.

PINK LADIES DART LEAGUE

Looking to Make a Difference

Frank Turner

frank.turner@sirea.coop

Clad in pink, one nonprofit organization in Sioux Falls is making a difference in their community one dart at a time. The Sioux Falls Pink Ladies Dart League, alongside other Pink Ladies chapters in South Dakota, has a goal to support and raise funds for area community members who are battling cancer and undergoing

treatment.

Although the Pink Ladies Dart League is mostly noncompetitive when it comes to darts, the group is serious in its efforts to assist those fighting cancer. Funds raised by the ladies through league darts and public events regularly help embattled families during their fight with cancer, easing the financial burden of hospital bills, food expenses, gas money or anything else the family might need.

Despite having only 60 members in their chapter, the Sioux Falls Pink Ladies Dart League has significantly impacted their community in the last decade. Through community events, tournaments and league fees, the group has collectively donated more





Even Santa sometimes visits the Sioux Falls Pink Ladies Dart League, gifting presents to families battling cancer.



Sioux Falls Pink Ladies Dart League Logo

than \$130,000 to those impacted by cancer.

“It’s about giving back to our community and giving love and support to cancer patients,” said Sioux Falls Pink Ladies Dart League President Leann Gabel.

When Gabel joined her chapter in 2015, she had no previous experience throwing darts. For her, it was about trying something new, having fun and making a difference.

“It’s about the hearts, not the darts.”

Every year, Pink Ladies chapters from across the state gather in October during cancer awareness month for the Pink Ladies Darts Tournament. Although the sport is a significant component of the Pink Ladies, Gabel emphasized that their goal is about supporting their community. Anyone,

regardless of gender, age or skill, is welcome to join their chapter.

“I came into the chapter never having thrown a dart in my life and I’m still in the lower division when we play tournaments,” said Gabel. “It’s about the hearts, not the darts.”

For Gabel and the rest of the chapter, each donation serves as a reminder of why they participate in the non-profit. Gabel recalled helping a family with five children during Christmas time in 2021.

The dad was struggling with cancer, and while supporting the father and the family, the mother was unable to work. When the family attended one of the chapter’s events, the group gave the family an abundance of gifts, a Hy-vee gift card and cash for the holidays.

“They were so grateful and they started crying and I couldn’t help but cry too,” she said. “I just thought, wow, my heart is full right now. It doesn’t get any better than that, and

with the kind of passion we have in our chapter, you just can’t beat it.”

Charity from The Pink Ladies Darts League goes beyond just the holiday season. The chapter regularly holds fundraising events and supports area families throughout the year. In fact, the chapter’s next benefit event, Kickin’ Cancer Jam, will take place this month on April 16 at the El Riad Shrine in Sioux Falls. The event will feature five different bands and, of course, a dart tournament. All proceeds from the event will go to local families from the Sioux Falls area.

The Sioux Falls Pink Ladies League, however, is not alone in its efforts. Gabel also encouraged people to watch for events around the state and support the Pink Ladies in their mission to support those with cancer.

“People are more than welcome to attend our Kickin’ Cancer Jam,” she said. “It’s all for the community. No one should fight alone.”



April 22, 2023
RiverRat Run
 Gavins Point Recreation Area
 Yankton, SD
 605-660-9483

To have your event listed on this page, send complete information, including date, event, place and contact to your local electric cooperative. Include your name, address and daytime telephone number. Information must be submitted at least eight weeks prior to your event. Please call ahead to confirm date, time and location of event.

MARCH 31-APRIL 2
70th Annual Hayes Play:
Trouble in Tumbleweed
 Hayes Community Hall
 Hayes, SD
 605-280-6556

APRIL 1
Hill City Easter Egg Hunt
 9:45 a.m.
 Visitor Information Center
 Hill City, SD
 605-574-2368

APRIL 1
Lion's Club Easter Egg Hunt
 10 a.m.
 City Park
 Groton, SD
 605-397-8422

APRIL 1
East Dakota Chapter
NWTF 30th Banquet
 Sioux Falls, SD
 605-940-0702

APRIL 2-4
"The Psychic-a Murder
Mystery of Sorts"
Community Theater
Performance
 Town Players Theater
 Watertown, SD
 605-280-6556

APRIL 8
East Dakota Chapter
NWTF 30th Banquet
 Sioux Falls, SD
 605-940-0702

APRIL 8
Easter Egg Hunt for Helping
with Horsepower
 2 p.m.
 Reclamation Ranch
 Mitchell, SD

APRIL 21
Museum After Dark
 7 p.m.
 Children's Museum of
 South Dakota
 Brookings, SD

APRIL 21-22
Junkin' Market Days,
Spring Market
 W.H. Lyon Fairgrounds
 Expo Building
 Sioux Falls, SD
 605-941-4958

APRIL 22
RiverRat Run
 8 a.m.
 Gavins Point Recreation Area
 Yankton, SD
 (605) 660-9483

MAY 6
Cinco de Mayo Fiesta
 Lake Farley Park
 Milbank, SD
 605-432-6656

MAY 17
Norwegian Independence
Day
 6 p.m.
 Vivian, SD
 605-222-3296

MAY 20
Buggy Museum Open House
 10 a.m.
 Stockholm, SD
 605-938-4192

MAY 25
Wine Walk
 5 p.m.
 Downtown Businesses
 Aberdeen, SD
 605-226-3441

MAY 27
Back When They Bucked
All-Day Rodeo
 9 a.m.
 Days of '76 Event Complex
 Deadwood, SD
 605-717-7642

Note: Please make sure to call ahead to verify the event is still being held.